

Marketing Website Summary

Data From Google Analytics

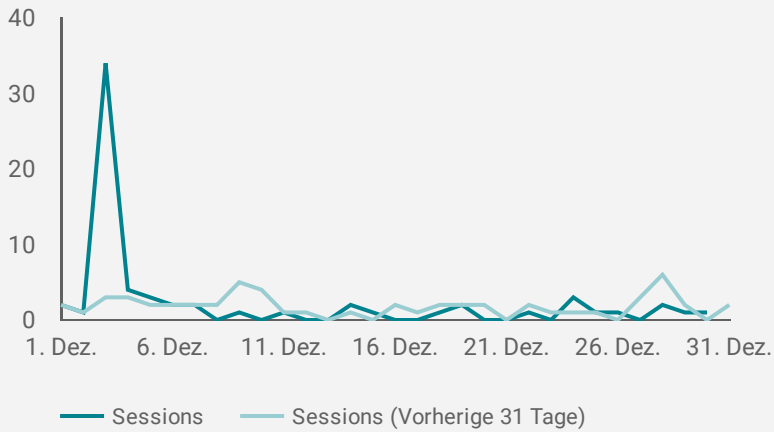
Users
54
⬆️ 315.4%

Sessions
66
⬆️ 17.9%

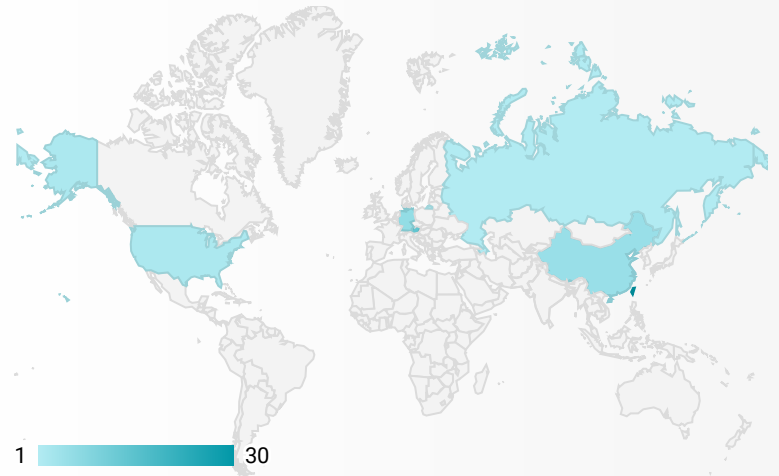
Pageviews
216
⬆️ 11.9%

Bounce Rate
Keine Daten
Keine Daten

How are site sessions trending?

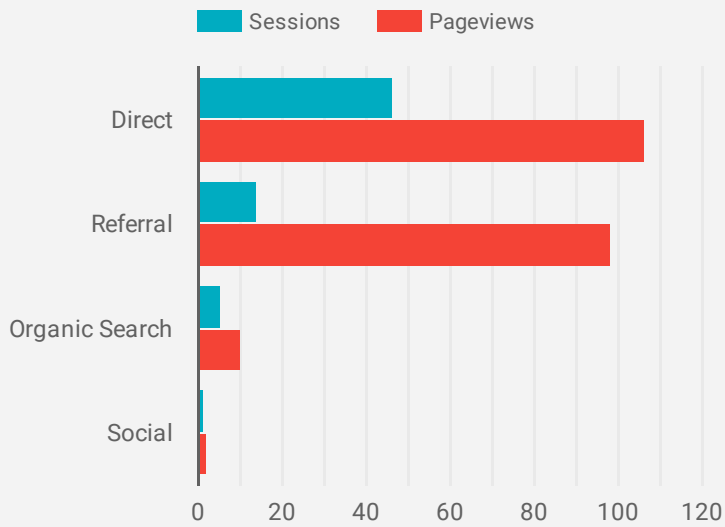


What are the top countries by sessions?



Which channels are driving engagement?

Goal: Engaged Users



	Country	Sessions	Pageviews
1.	Taiwan	30	
2.	Austria	14	
3.	(not set)	7	
4.	Germany	6	
5.	China	5	
6.	United States	2	
7.	Azerbaijan	1	
8.	Russia	1	

Engagement by Age & Gender

Keine Daten